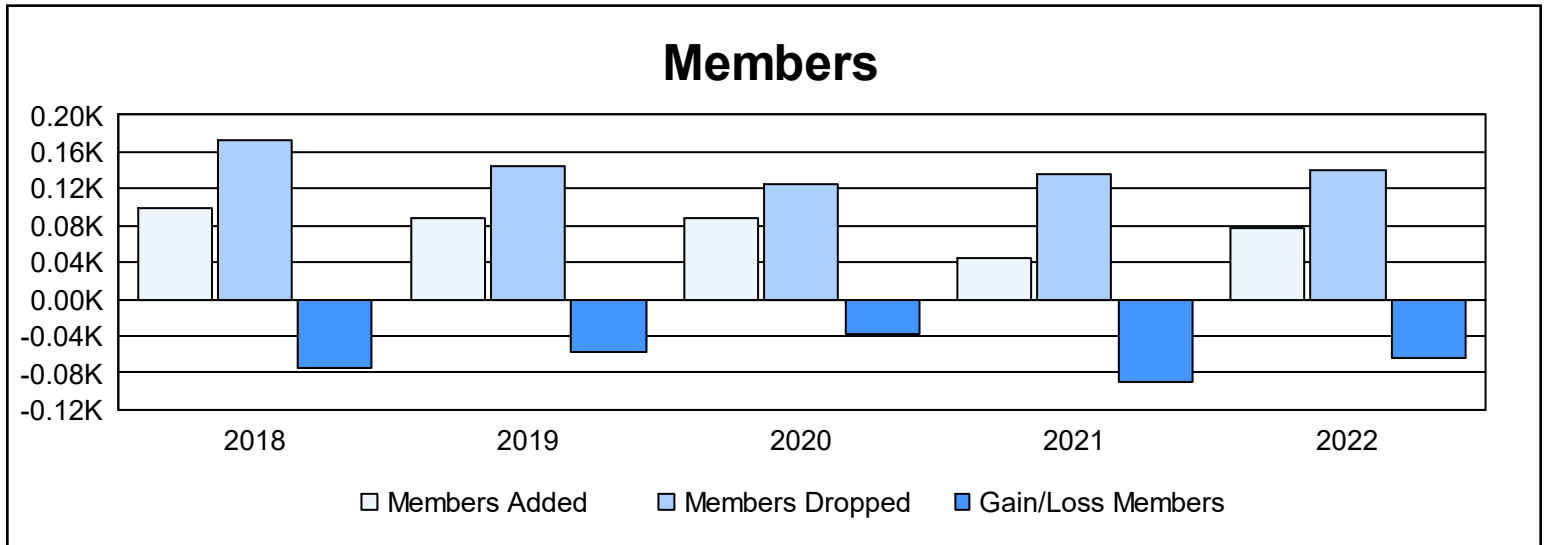
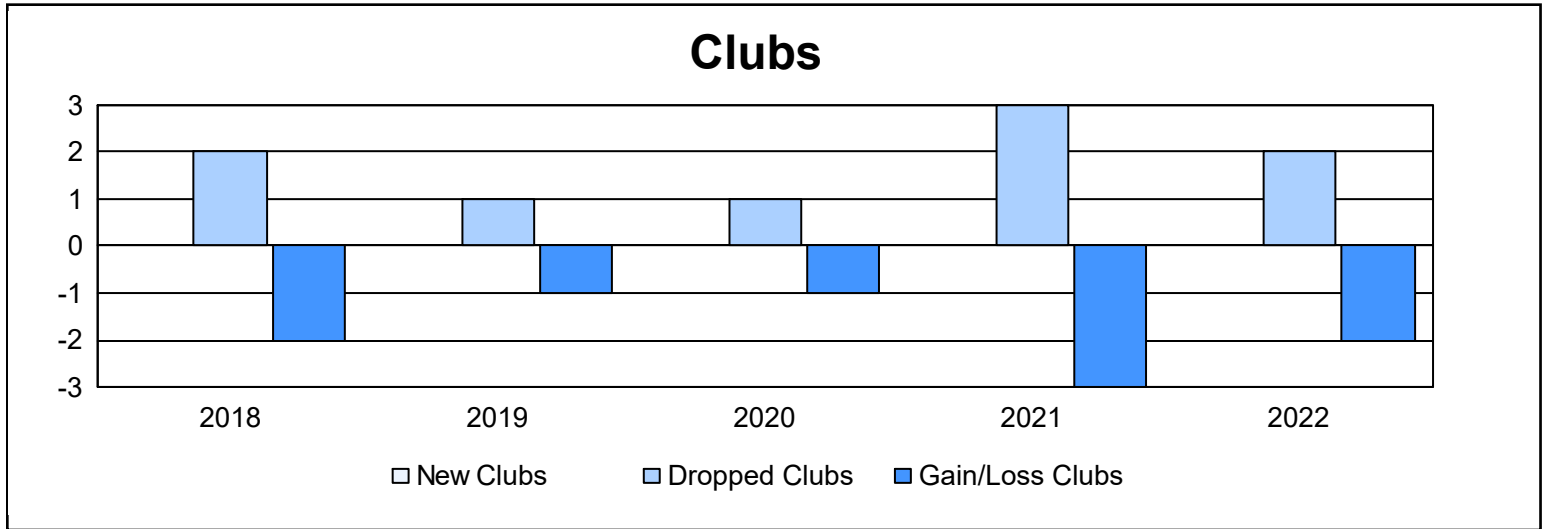
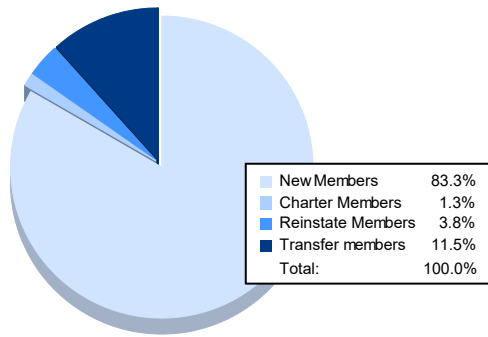


Year	New Clubs	Dropped Clubs	Gain/ Loss Clubs	New Members	Charter Members	Reinstate Members	Transfer Members	Total Member Added	Total Members Dropped	Gain/ Loss Members
2017-2018	0	2	-2	80	2	2	14	98	173	-75
2018-2019	0	1	-1	77	2	1	8	88	145	-57
2019-2020	0	1	-1	81	0	0	6	87	125	-38
2020-2021	0	3	-3	37	1	1	6	45	135	-90
2021-2022	0	2	-2	65	1	3	9	78	141	-63
<b>Average</b>	<b>0</b>	<b>2</b>	<b>-2</b>	<b>68</b>	<b>1</b>	<b>1</b>	<b>9</b>	<b>79</b>	<b>144</b>	<b>-65</b>



### Membership Composition June 2022 Cumulative



### Gender Composition June 2022 Cumulative

